

Report No.: 1

Test Time: 2016-12-28 14:47

Luminaire Property

Luminaire Category: 0114.W.A331.6
Luminaire Description: 60066
Length (mm): 136
Height (mm): 3
Current: 0.065 A
Power Factor: 0.984

Luminaire Manufacturer: Brasled
Width (mm): 136
Voltage: 230.1 V
Power: 14.63 W

Photometric Results

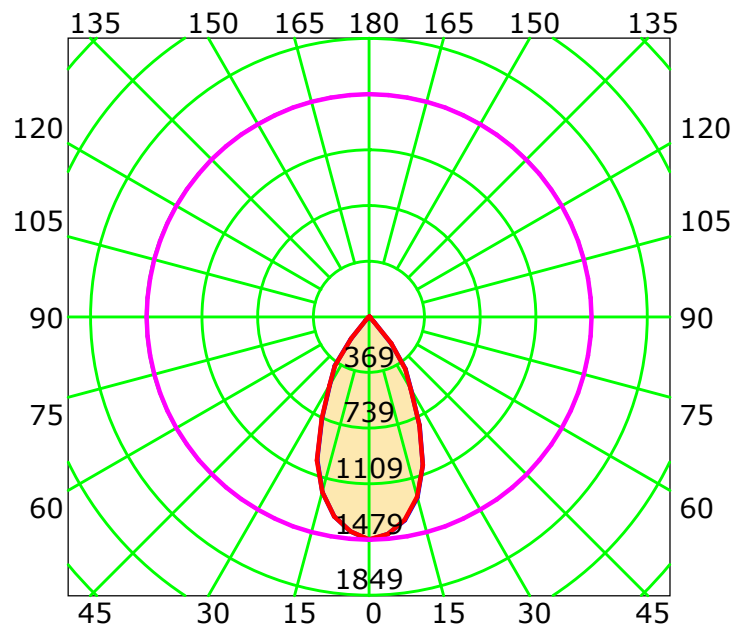
CIE Class: Direct
Measurement Flux: 1141.4 lm
Downward Ratio: 100%
Field Angle: H83.7 V83.4
Luminaire Efficacy Rating (LER): 78
Max. Intensity: 1479.86 cd

Total Rated Lamp Lumens: 1141.4 lm
Efficiency: 100%
Upward Ratio: 0%
Beam Angle: H51.3 V51.3
Central Intensity: 1479.86 cd
Pos of Max. Intensity: H0 V0

Picture Of Luminaire



Luminous Intensity Distribution Curve



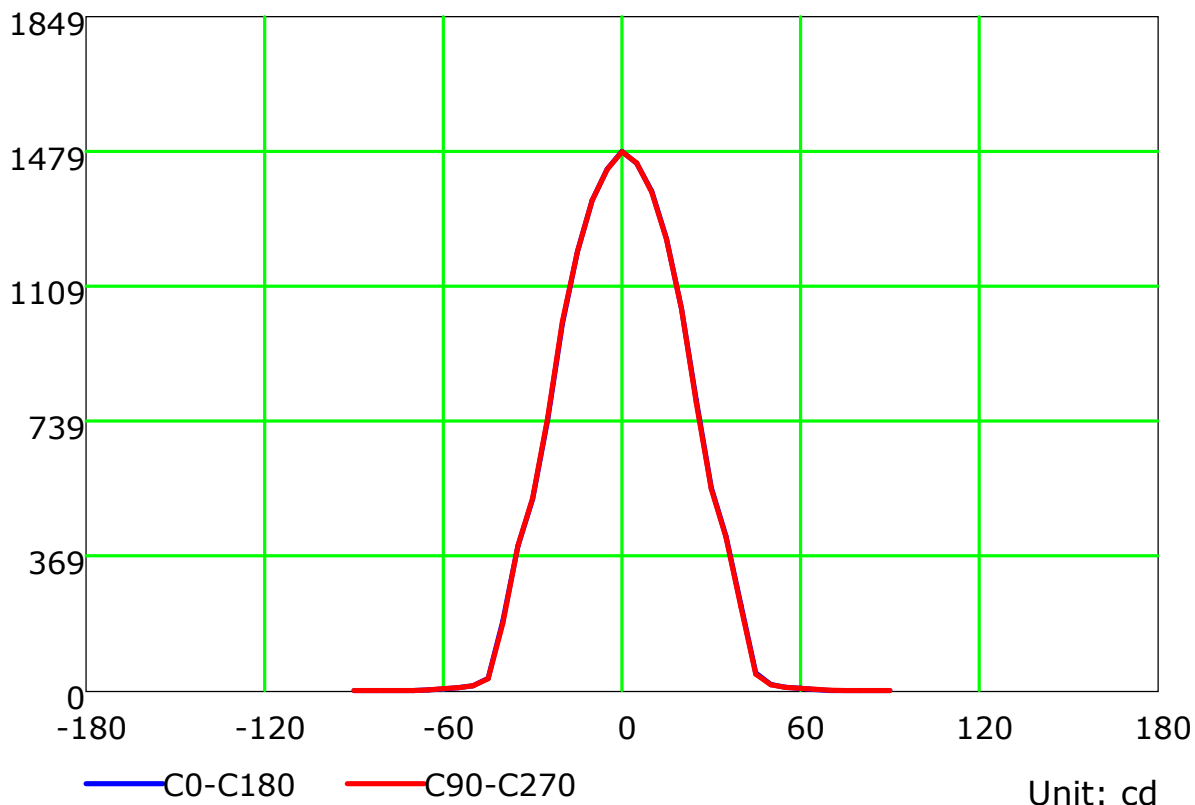
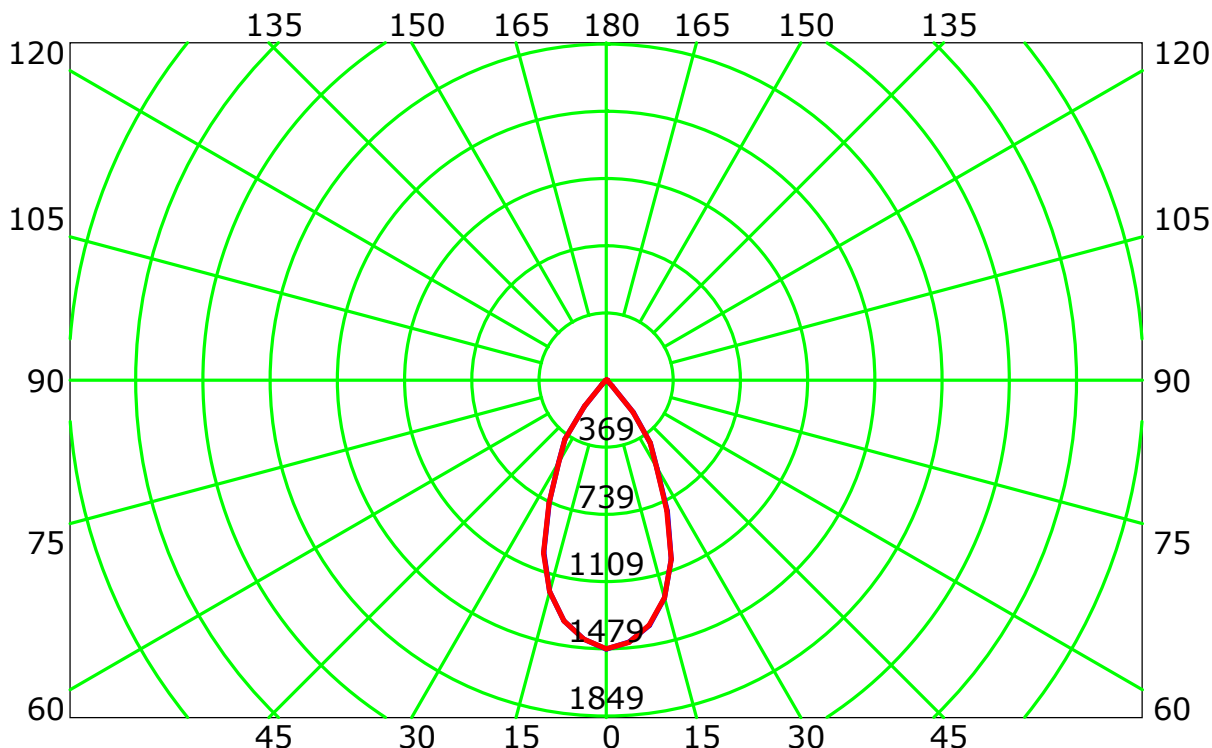
Average Diffuse Angle(50%): 51.3° Unit: cd

— C0-C180 — C90-C270 — G0

C Plane (°):0.0-360.0: 22.5
Test Lab: Brasled
Test Type: TYPE C
Temperature: 26
Operator:

Gamma Plane (°):0.0-90.0:5.0
Test Device: LSG-1200A
Distance: 1.0 m
Humidity: 60
Inspector:

Luminous Intensity Distribution Curve



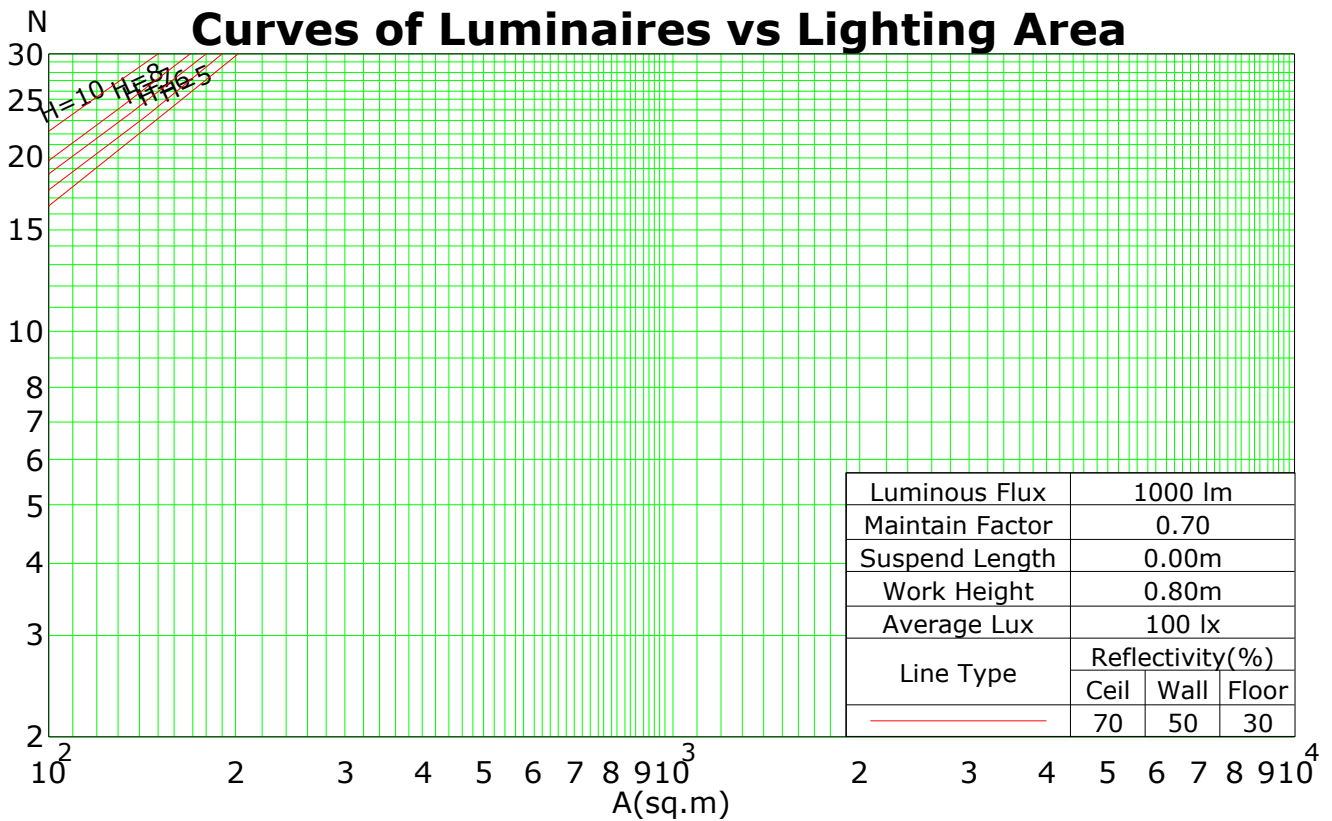
C Plane (°): 0.0-360.0: 22.5
 Test Lab: Brasled
 Test Type: TYPE C
 Temperature: 26
 Operator:

Gamma Plane (°): 0.0-90.0: 5.0
 Test Device: LSG-1200A
 Distance: 1.0 m
 Humidity: 60
 Inspector:

Coefficients Of Utilization - Zonal Cavity Method

RC	0.8	0.8	0.8	0.8	0.7	0.7	0.7	0.7	0.5	0.5	0.5	0.3	0.3	0.3	0.1	0.1	0.1	0
RW	0.7	0.5	0.3	0.1	0.7	0.5	0.3	0.1	0.5	0.3	0.1	0.5	0.3	0.1	0.5	0.3	0.1	0
RCR	RF = 0.2																	
0	119	119	119	119	116	116	116	116	111	111	111	106	106	106	102	102	102	100
1	114	111	109	106	111	109	107	105	105	103	101	101	100	98	98	97	96	94
2	108	103	100	96	106	102	98	95	99	96	93	96	93	91	93	91	89	88
3	103	97	92	88	101	95	91	87	93	89	86	90	87	85	88	85	83	82
4	98	91	85	81	96	89	84	81	87	83	80	85	82	79	83	80	78	76
5	93	85	79	75	92	84	79	75	82	78	74	81	77	73	79	76	73	71
6	89	80	74	70	87	79	74	70	78	73	69	76	72	69	75	71	68	67
7	84	75	69	65	83	75	69	65	73	68	65	72	68	64	71	67	64	63
8	80	71	65	61	79	71	65	61	69	64	61	68	64	61	67	63	60	59
9	77	67	61	58	76	67	61	57	66	61	57	65	60	57	64	60	57	56
10	73	64	58	54	72	63	58	54	63	58	54	62	57	54	61	57	54	53

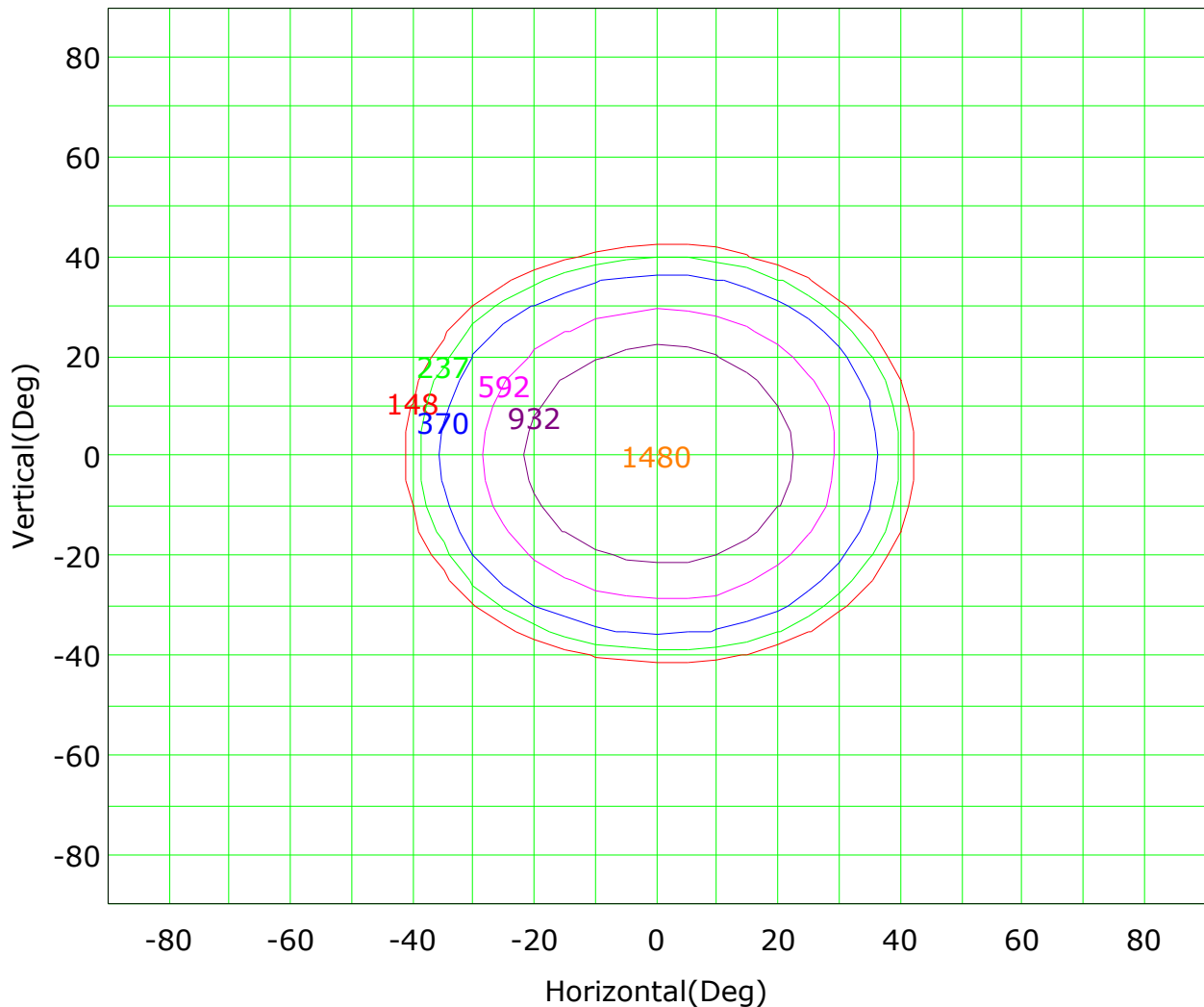
Spacing Criteria (0-180): 0.81
 Spacing Criteria (90-270): 0.81
 Spacing Criteria (Diagonal): 0.80



C Plane (°):0.0-360.0: 22.5
 Test Lab: Brasled
 Test Type: TYPE C
 Temperature: 26
 Operator:

Gamma Plane (°):0.0-90.0:5.0
 Test Device: LSG-1200A
 Distance: 1.0 m
 Humidity: 60
 Inspector:

Isocandela (rectangle)



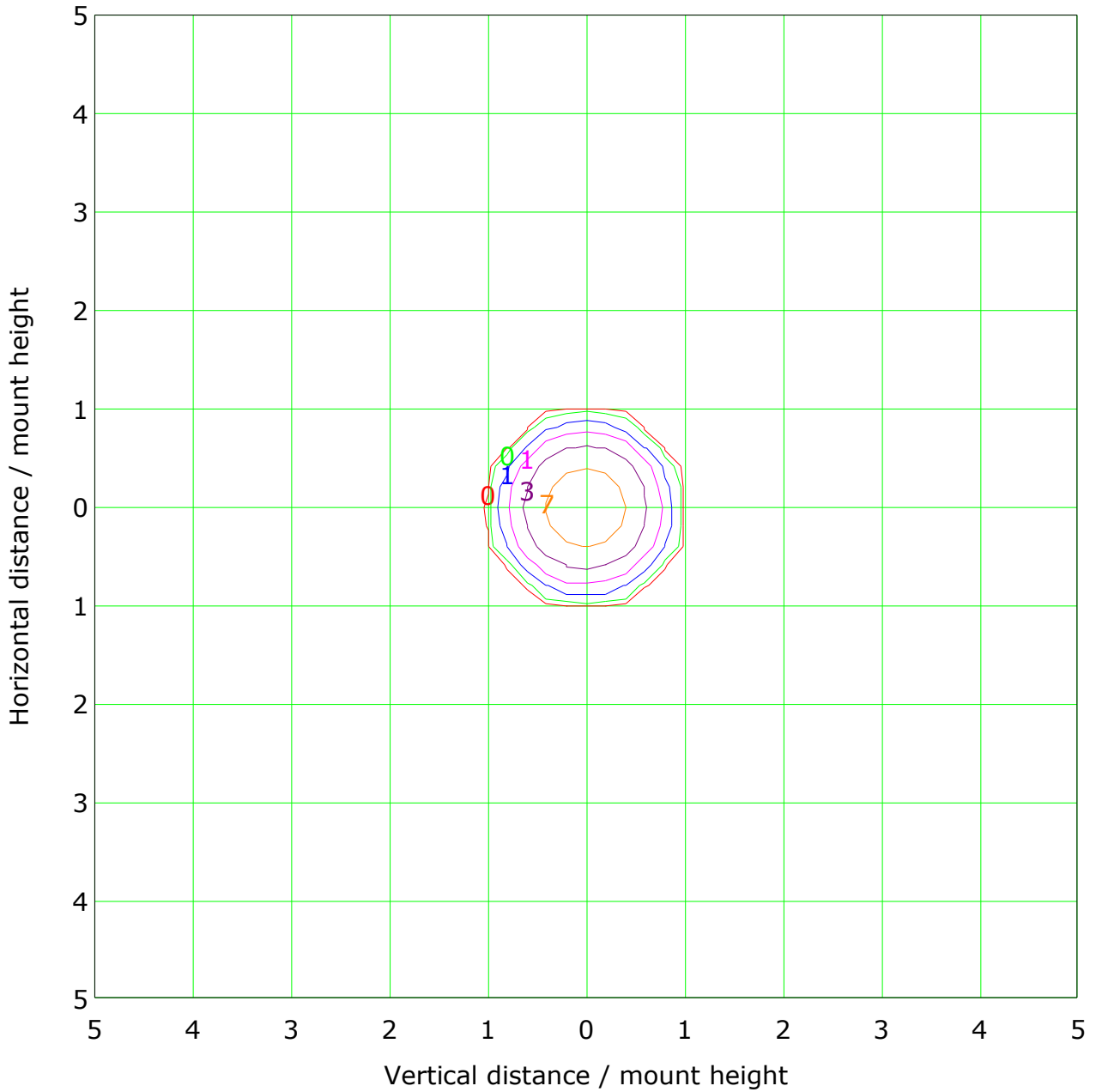
Imax (100%): 1480 cd

— (10%):	148 cd	— (16%):	237 cd
— (25%):	370 cd	— (40%):	592 cd
— (63%):	932 cd	— (100%):	1480 cd

C Plane (°):0.0-360.0: 22.5
Test Lab: Brasled
Test Type: TYPE C
Temperature: 26
Operator:

Gamma Plane (°):0.0-90.0:5.0
Test Device: LSG-1200A
Distance: 1.0 m
Humidity: 60
Inspector:

IsoLux Plot



Mounting Height: 10.0m		Max Lux(100%): 14.8 lx	
— (1%):	0.1 lx	— (2%):	0.3 lx
— (5%):	0.7 lx	— (10%):	1.5 lx
— (20%):	3.0 lx	— (50%):	7.4 lx
— (100%):	14.8 lx		

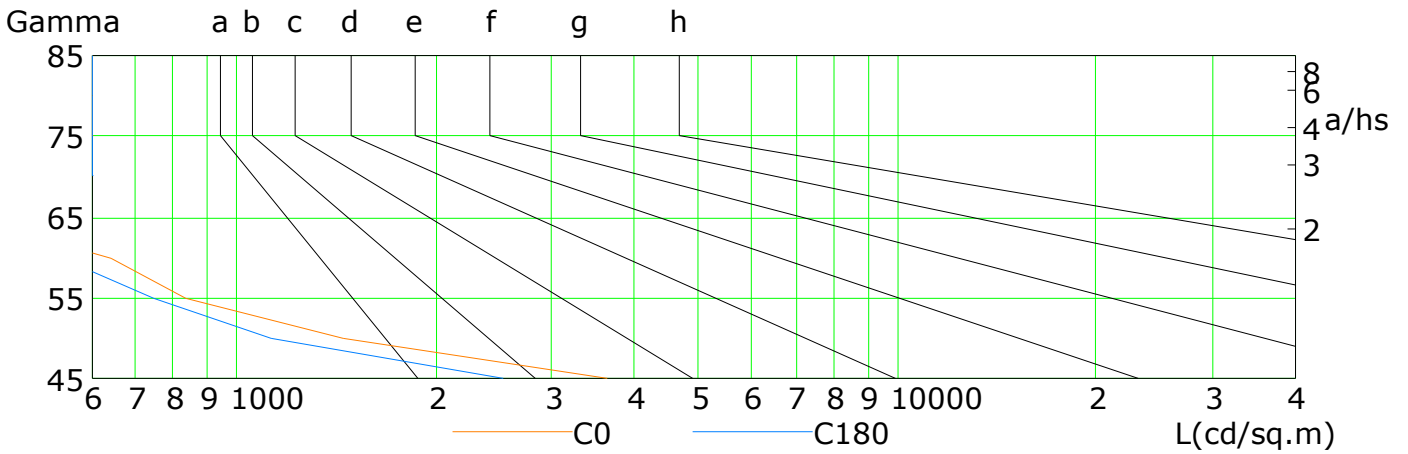
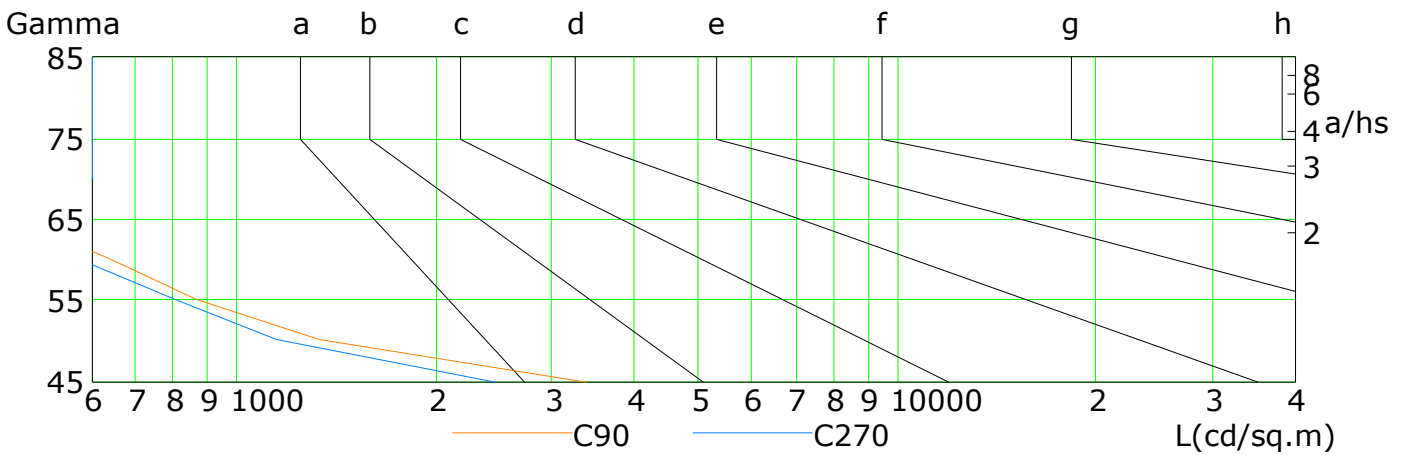
C Plane (°):0.0-360.0: 22.5
 Test Lab: Brasled
 Test Type: TYPE C
 Temperature: 26
 Operator:

Gamma Plane (°):0.0-90.0:5.0
 Test Device: LSG-1200A
 Distance: 1.0 m
 Humidity: 60
 Inspector:

Lum Limit Curve

Dazzle	Quality	Illuminance (lx)								
		2000	1000	500	<=300					
1.15	A									
1.50	B									
1.85	C									
2.20	D									
2.55	E									

a b c d e f g h

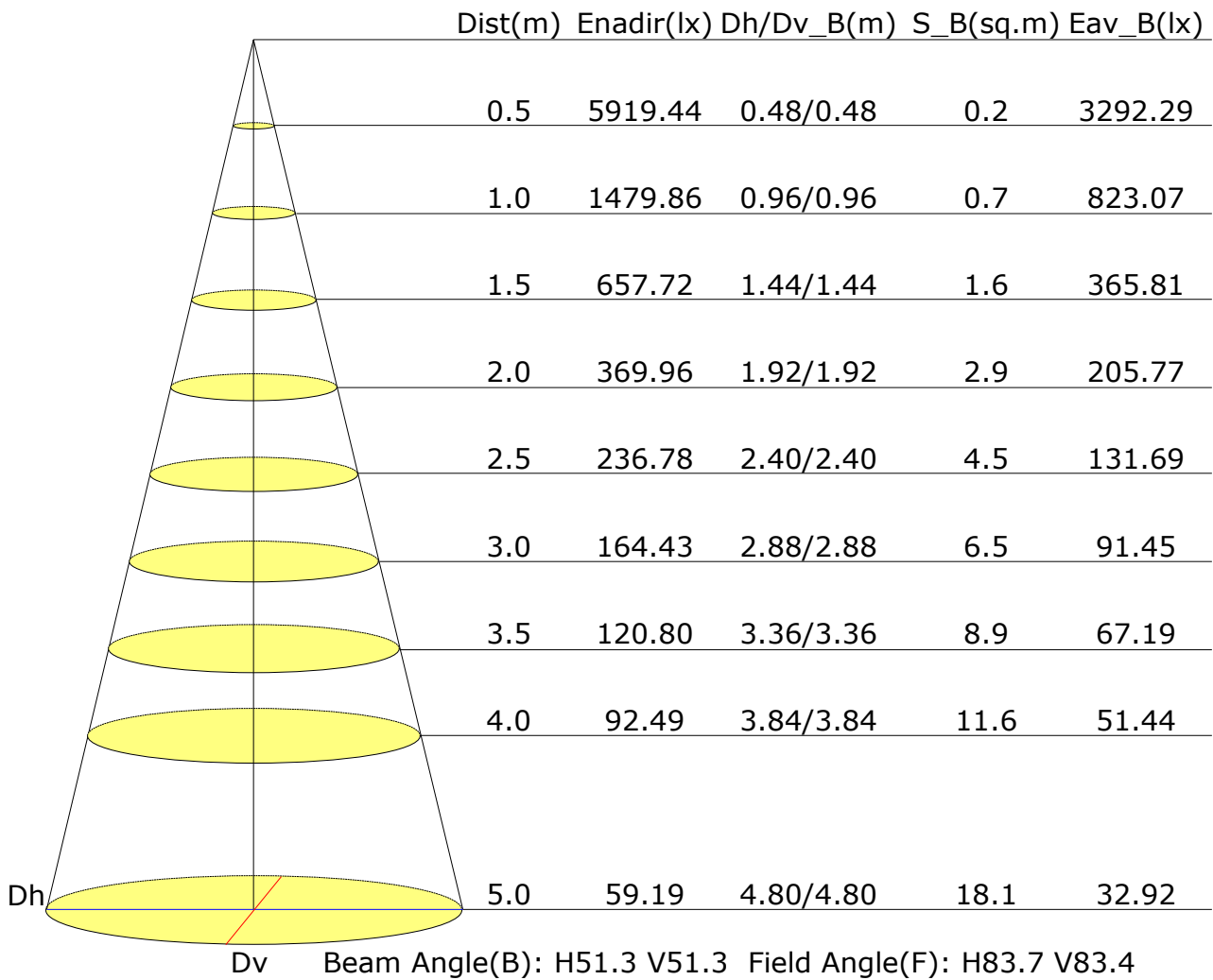


L(cd/sq.m)	G45	G50	G55	G60	G65	G70	G75	G80	G85
C0	3625	1439	832	644	397	97	0	0	0
C90	3357	1333	862	644	437	146	0	0	0
C180	2530	1120	743	542	318	0	0	0	0
C270	2457	1146	802	576	318	0	0	0	0

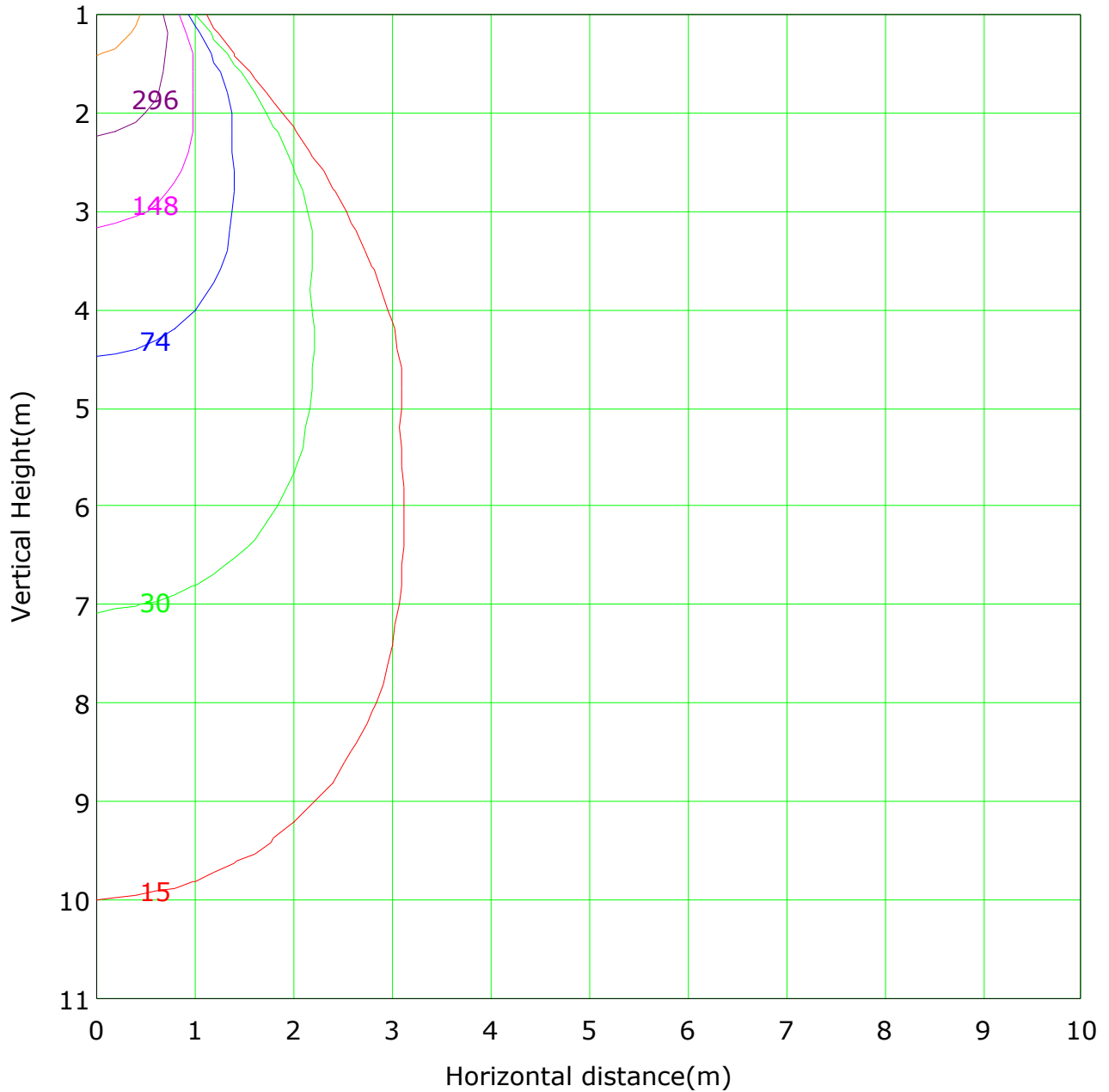
C Plane (°):0.0-360.0: 22.5
 Test Lab: Brasled
 Test Type: TYPE C
 Temperature: 26
 Operator:

Gamma Plane (°):0.0-90.0:5.0
 Test Device: LSG-1200A
 Distance: 1.0 m
 Humidity: 60
 Inspector:

Illuminance at a Distance



Vertical IsoLux Plot



Lowest(m): 1.0m Highest(m): 11.0m Max Lux: 1479.9 lx
 (1%): 14.8 lx (2%): 29.6 lx
 (5%): 74.0 lx (10%): 148.0 lx
 (20%): 296.0 lx (50%): 739.9 lx
 (100%):1479.9 lx

The Average Illuminance Effective Figure

