

Report No.: 1

Test Time: 2016-12-29 09:30

Luminaire Property

Luminaire Category: 0116.G.A132.6
 Luminaire Description: 60007
 Length (mm): 82
 Height (mm): 2
 Current: 0.073 A
 Power Factor: 0.439

Luminaire Manufacturer: Brasled
 Width (mm): 82
 Voltage: 230.1 V
 Power: 7.43 W

Photometric Results

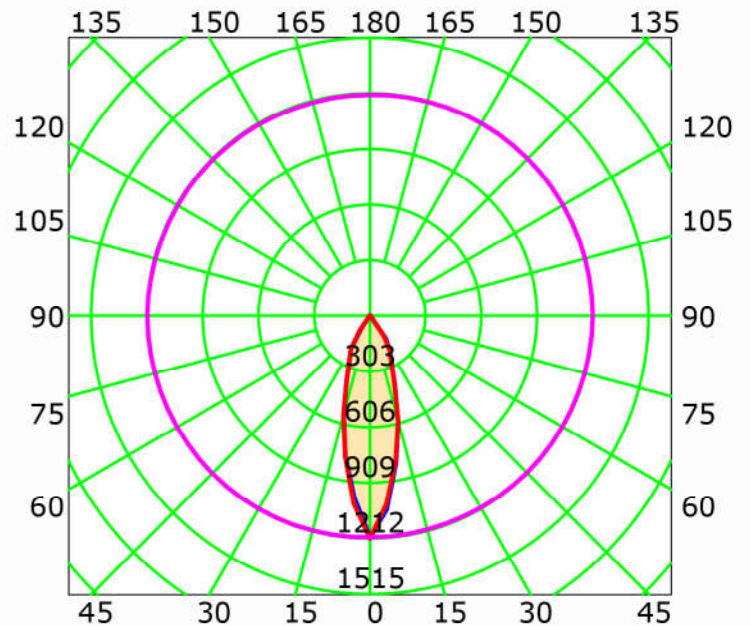
CIE Class: Direct
 Measurement Flux: 462.6 lm
 Downward Ratio: 100%
 Field Angle: H69.6 V69.2
 Luminaire Efficacy Rating (LER): 62
 Max. Intensity: 1212.52 cd

Total Rated Lamp Lumens: 462.6 lm
 Efficiency: 100%
 Upward Ratio: 0%
 Beam Angle: H28.8 V28.7
 Central Intensity: 1205.42 cd
 Pos of Max. Intensity: H135 V0

Picture Of Luminaire



Luminous Intensity Distribution Curve



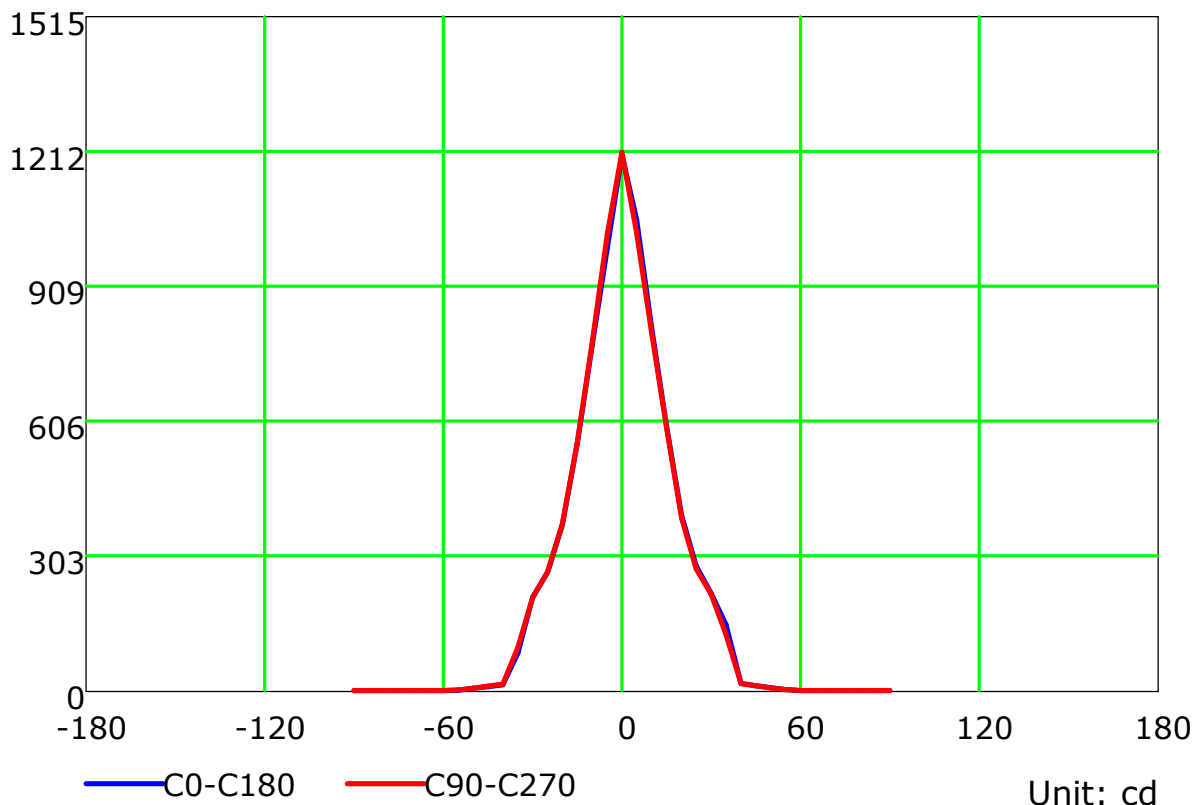
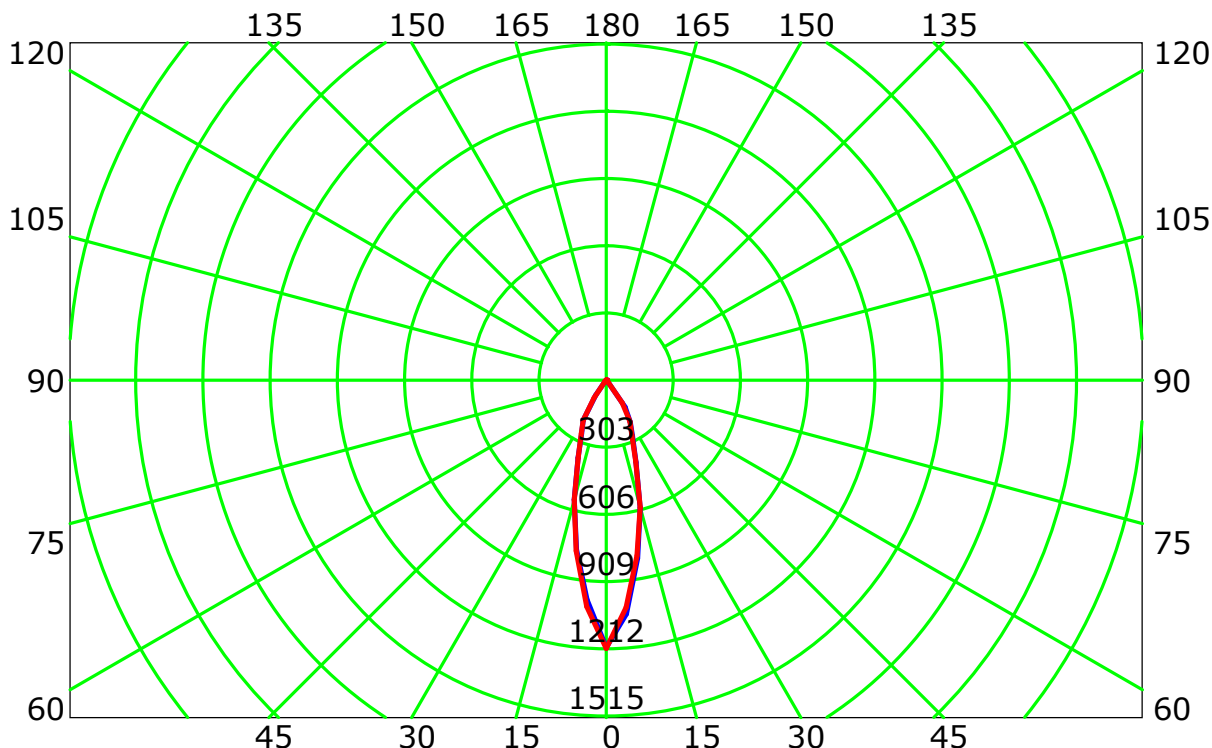
Average Diffuse Angle(50%): 28.8° Unit: cd

— C0-C180 — C90-C270 — G0

C Plane (°):0.0-360.0: 22.5
 Test Lab: Brasled
 Test Type: TYPE C
 Temperature: 26
 Operator:

Gamma Plane (°):0.0-90.0:5.0
 Test Device: LSG-1200A
 Distance: 1.0 m
 Humidity: 60
 Inspector:

Luminous Intensity Distribution Curve



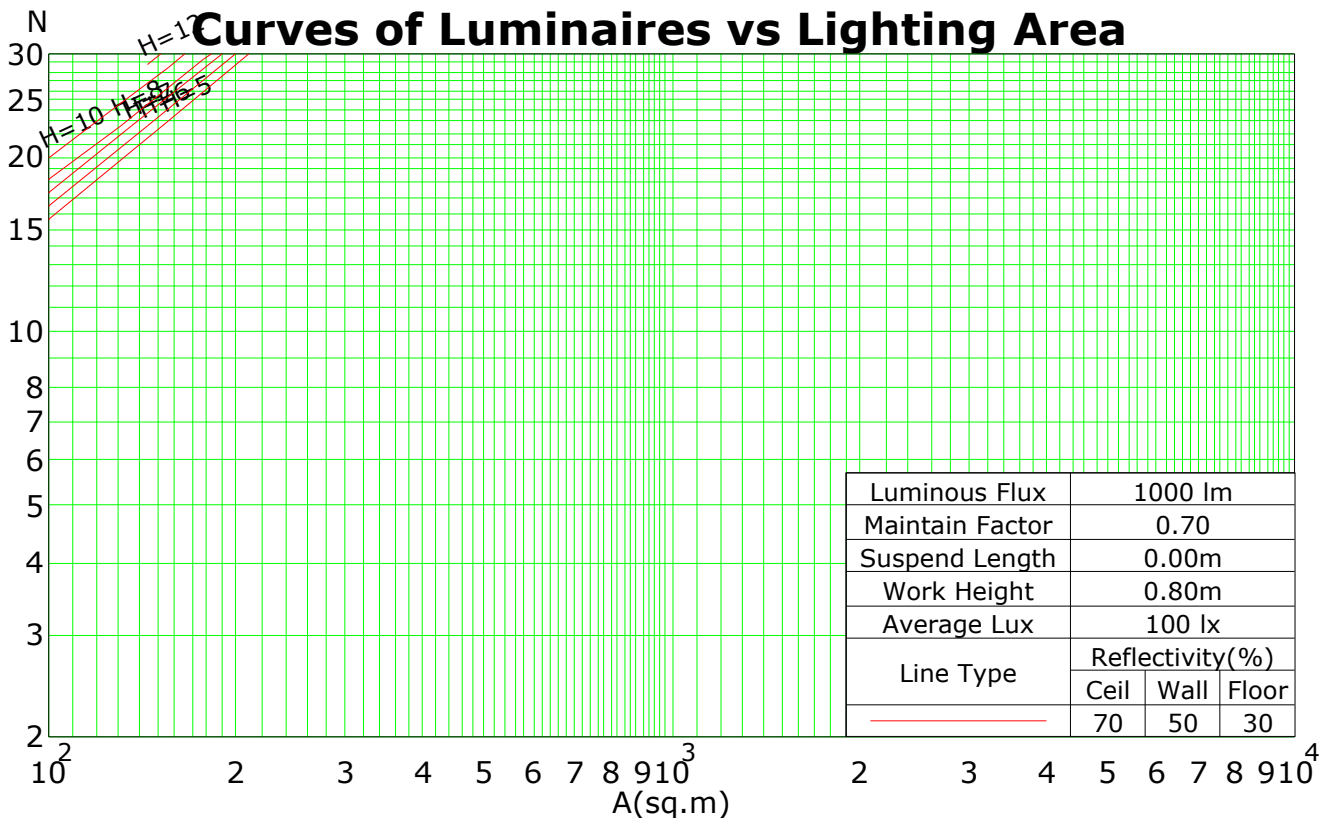
C Plane (°): 0.0-360.0: 22.5
 Test Lab: Brasled
 Test Type: TYPE C
 Temperature: 26
 Operator:

Gamma Plane (°): 0.0-90.0: 5.0
 Test Device: LSG-1200A
 Distance: 1.0 m
 Humidity: 60
 Inspector:

Coefficients Of Utilization - Zonal Cavity Method

RC	0.8	0.8	0.8	0.8	0.7	0.7	0.7	0.7	0.5	0.5	0.5	0.3	0.3	0.3	0.1	0.1	0.1	0
RW	0.7	0.5	0.3	0.1	0.7	0.5	0.3	0.1	0.5	0.3	0.1	0.5	0.3	0.1	0.5	0.3	0.1	0
RCR	RF = 0.2																	
0	119	119	119	119	116	116	116	116	111	111	111	106	106	106	102	102	102	100
1	114	112	110	108	112	110	108	106	106	104	103	102	101	100	99	98	97	95
2	109	105	102	99	107	103	100	98	100	98	95	97	95	93	95	93	91	90
3	105	99	95	91	103	98	94	91	95	92	89	93	90	88	91	89	87	85
4	100	94	89	85	99	93	88	85	91	87	84	89	86	83	87	84	82	81
5	96	89	84	80	95	88	83	80	86	82	79	85	81	79	83	80	78	77
6	92	85	79	76	91	84	79	76	83	78	75	81	77	75	80	77	74	73
7	89	81	75	72	87	80	75	72	79	74	71	78	74	71	77	73	71	69
8	85	77	72	68	84	76	72	68	75	71	68	74	70	68	74	70	67	66
9	82	74	68	65	81	73	68	65	72	68	65	71	67	64	71	67	64	63
10	79	70	65	62	78	70	65	62	69	65	62	69	65	62	68	64	62	60

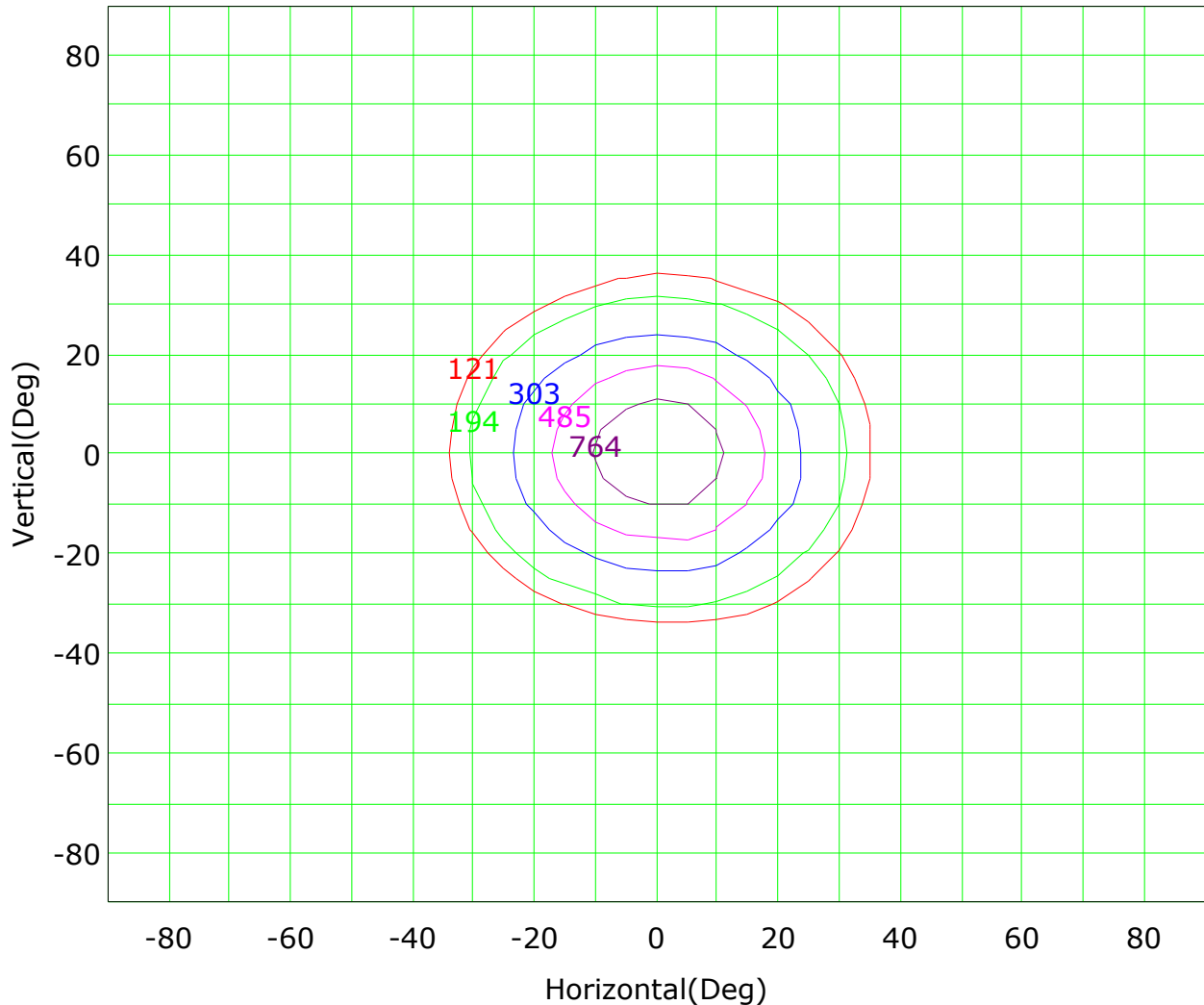
Spacing Criteria (0-180): 0.47
 Spacing Criteria (90-270): 0.47
 Spacing Criteria (Diagonal): 0.53



C Plane (°):0.0-360.0: 22.5
 Test Lab: Brasled
 Test Type: TYPE C
 Temperature: 26
 Operator:

Gamma Plane (°):0.0-90.0:5.0
 Test Device: LSG-1200A
 Distance: 1.0 m
 Humidity: 60
 Inspector:

Isocandela (rectangle)



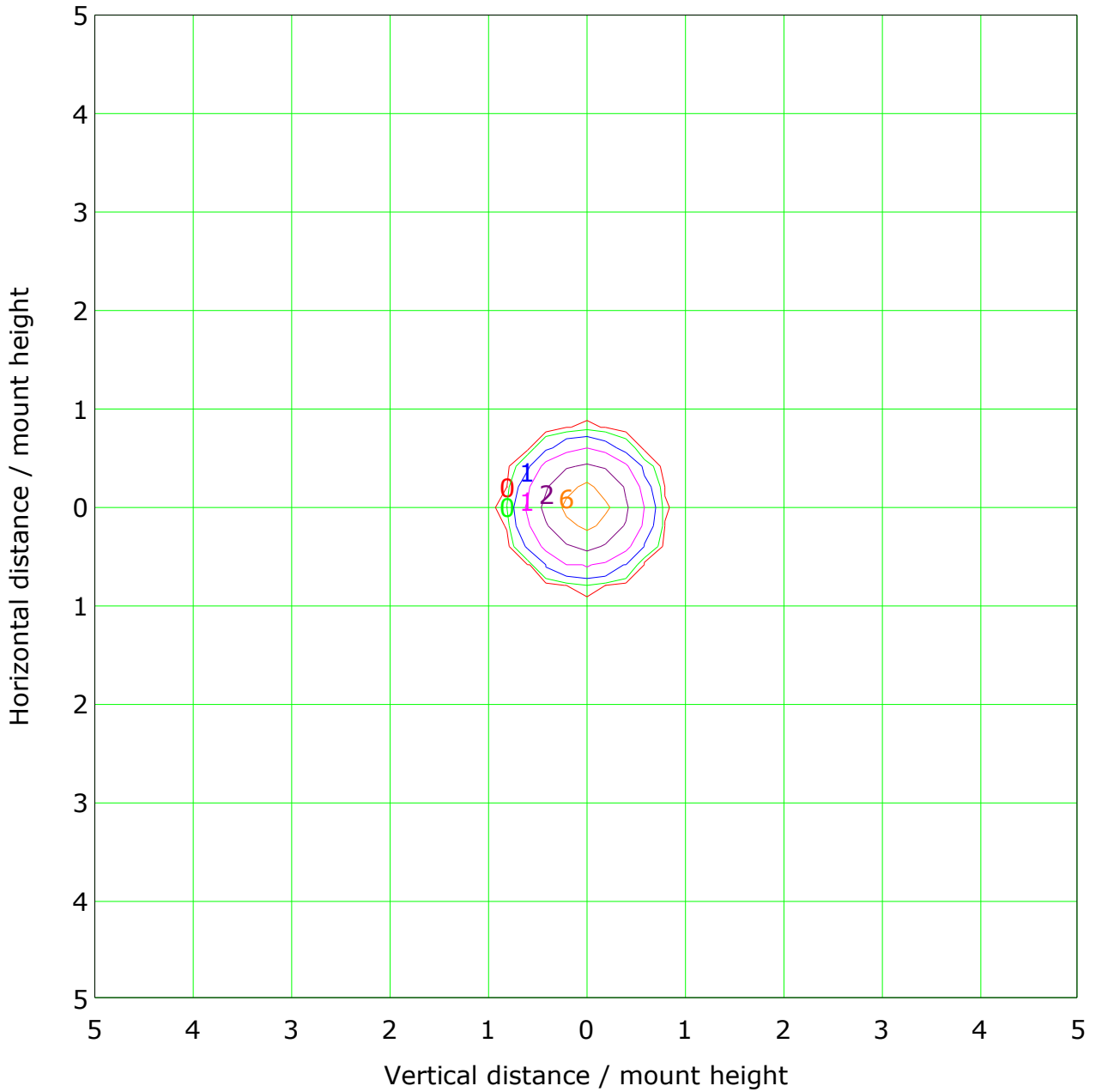
Imax (100%): 1213 cd

— (10%):	121 cd	— (16%):	194 cd
— (25%):	303 cd	— (40%):	485 cd
— (63%):	764 cd	— (100%):	1213 cd

C Plane (°):0.0-360.0: 22.5
 Test Lab: Brasled
 Test Type: TYPE C
 Temperature: 26
 Operator:

Gamma Plane (°):0.0-90.0:5.0
 Test Device: LSG-1200A
 Distance: 1.0 m
 Humidity: 60
 Inspector:

IsoLux Plot



Mounting Height: 10.0m		Max Lux(100%): 12.1 lx	
— (1%):	0.1 lx	— (2%):	0.2 lx
— (5%):	0.6 lx	— (10%):	1.2 lx
— (20%):	2.4 lx	— (50%):	6.1 lx
— (100%):	12.1 lx		

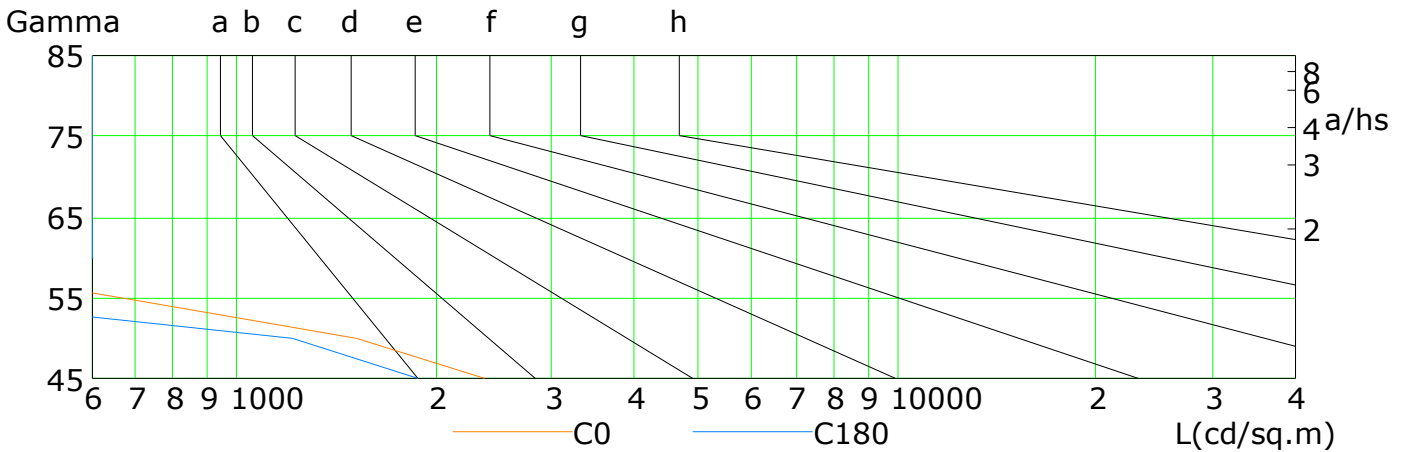
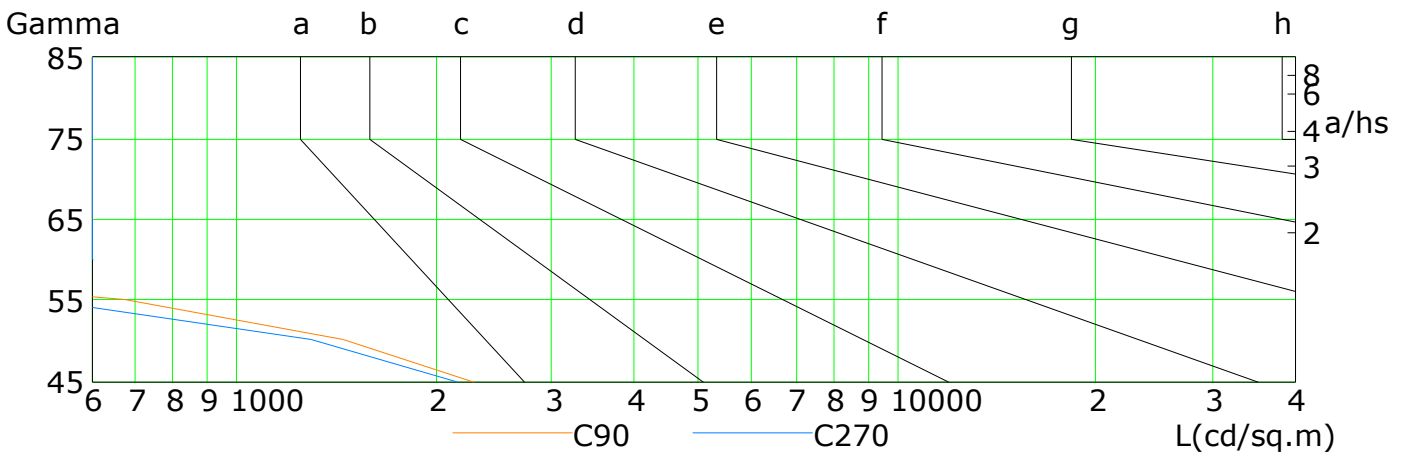
C Plane (°):0.0-360.0: 22.5
 Test Lab: Brasled
 Test Type: TYPE C
 Temperature: 26
 Operator:

Gamma Plane (°):0.0-90.0:5.0
 Test Device: LSG-1200A
 Distance: 1.0 m
 Humidity: 60
 Inspector:

Lum Limit Curve

Dazzle	Quality	Illuminance (lx)							
		2000	1000	500	<=300				
1.15	A	2000	1000	500	<=300				
1.50	B		2000	1000	500	<=300			
1.85	C			2000	1000	500	<=300		
2.20	D				2000	1000	500	<=300	
2.55	E					2000	1000	500	<=300

a b c d e f g h

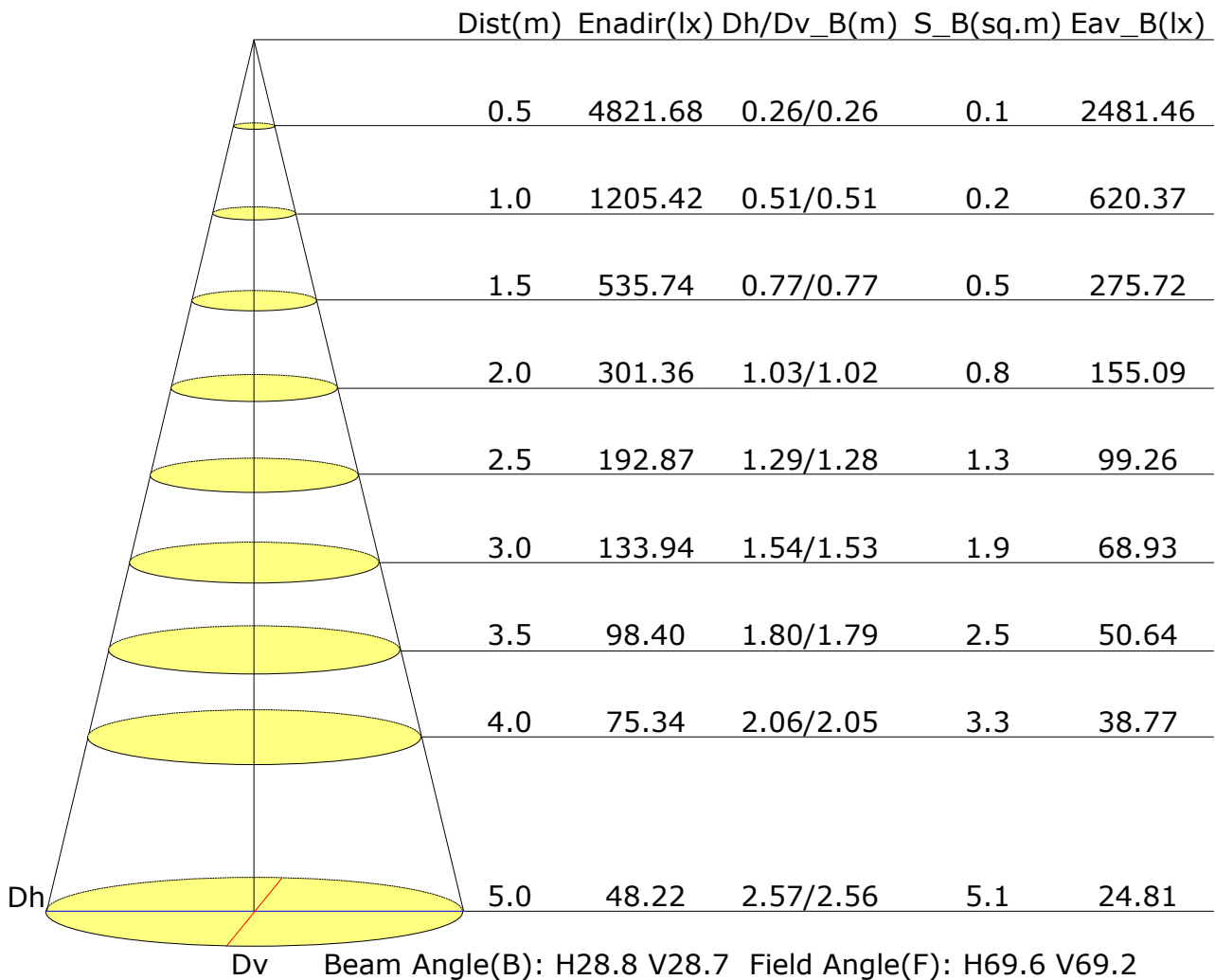


L(cd/sq.m)	G45	G50	G55	G60	G65	G70	G75	G80	G85
C0	2357	1518	677	194	0	0	0	0	0
C90	2287	1443	677	97	0	0	0	0	0
C180	1872	1214	338	0	0	0	0	0	0
C270	2150	1291	509	0	0	0	0	0	0

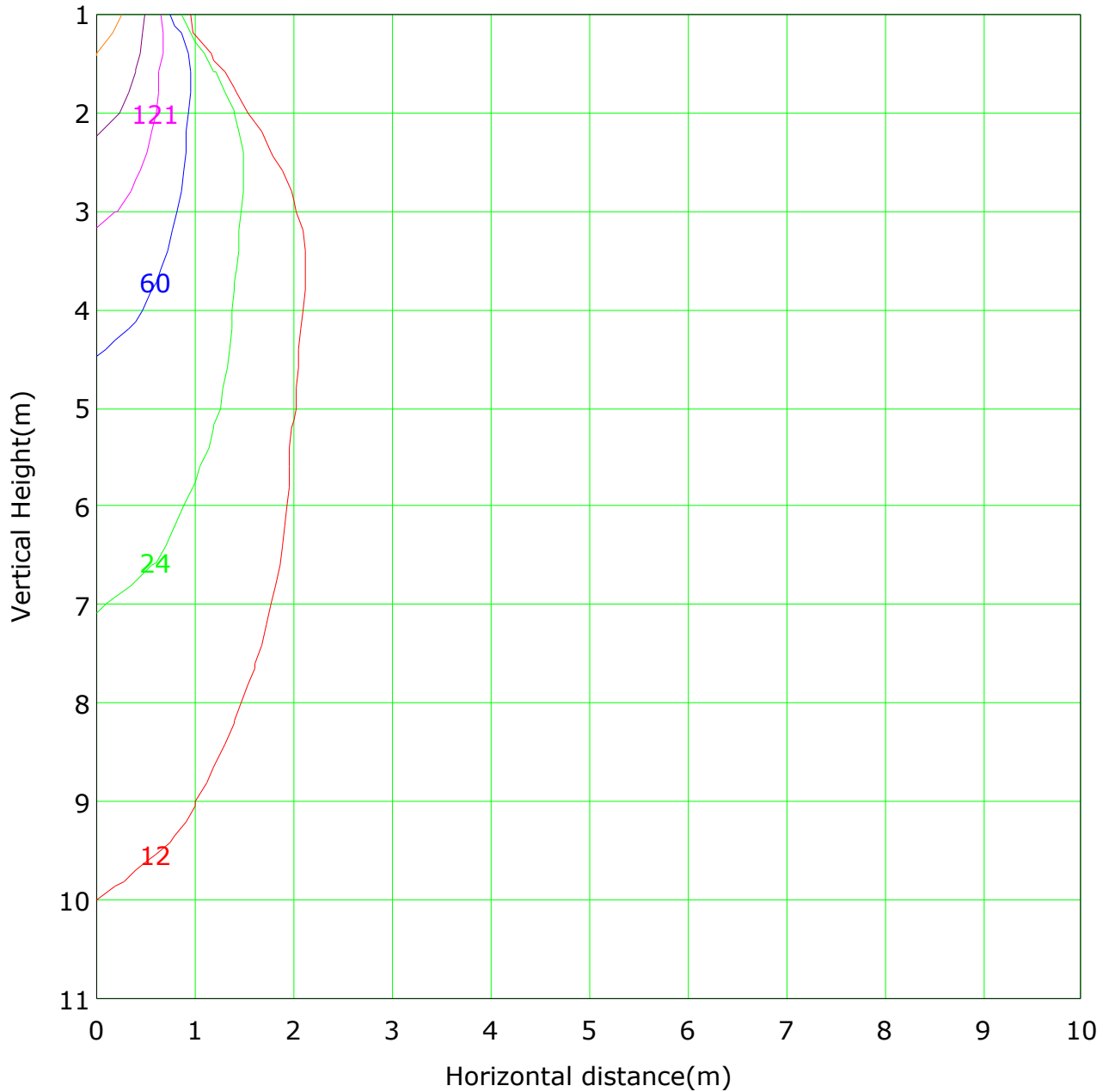
C Plane (°):0.0-360.0: 22.5
 Test Lab: Brasled
 Test Type: TYPE C
 Temperature: 26
 Operator:

Gamma Plane (°):0.0-90.0:5.0
 Test Device: LSG-1200A
 Distance: 1.0 m
 Humidity: 60
 Inspector:

Illuminance at a Distance



Vertical IsoLux Plot



Lowest(m): 1.0m Highest(m): 11.0m Max Lux: 1205.4 lx
 — (1%): 12.1 lx — (2%): 24.1 lx
 — (5%): 60.3 lx — (10%): 120.5 lx
 — (20%): 241.1 lx — (50%): 602.7 lx
 — (100%):1205.4 lx

C Plane (°):0.0-360.0: 22.5
 Test Lab: Brasled
 Test Type: TYPE C
 Temperature: 26
 Operator:

Gamma Plane (°):0.0-90.0:5.0
 Test Device: LSG-1200A
 Distance: 1.0 m
 Humidity: 60
 Inspector:

The Average Illuminance Effective Figure

